

Features

- Cavity Duplexer for LTE Band 70.
- Very compact size and low weight. (100 x 100 x 32 mm)
- 0.7 dB typical Insertion loss @ room temp.
- 100 dB typical DL to UL Isolation.



Electrical Specifications

Duplexer DL Path (DL → ANT)

PARAMETER	SPECIFICATION	COMMENT
Frequency Range	1,995 MHz ~ 2,020 MHz	BW = 25 MHz
Insertion Loss	1.0 dB Max.	Over whole temp. range
Pass Band Ripple	0.5 dB Max.	
Return Loss	18.0 dB Min.	
Isolation	80.0 dB Min.	@ 1,695 MHz ~ 1,710 MHz
Max Power	100 Watts	CW
Impedance	50 Ω	

Duplexer UL Path (ANT → UL)

PARAMETER	SPECIFICATION	COMMENT
Frequency Range	1,695 MHz ~ 1,710 MHz	BW = 15 MHz
Insertion Loss	1.0 dB Max.	Over whole temp. range
Pass Band Ripple	0.5 dB Max.	
Return Loss	18.0 dB Min.	
Isolation	80.0 dB Min.	@ 1,995 MHz ~ 2,020 MHz
Impedance	50 Ω	

Environmental

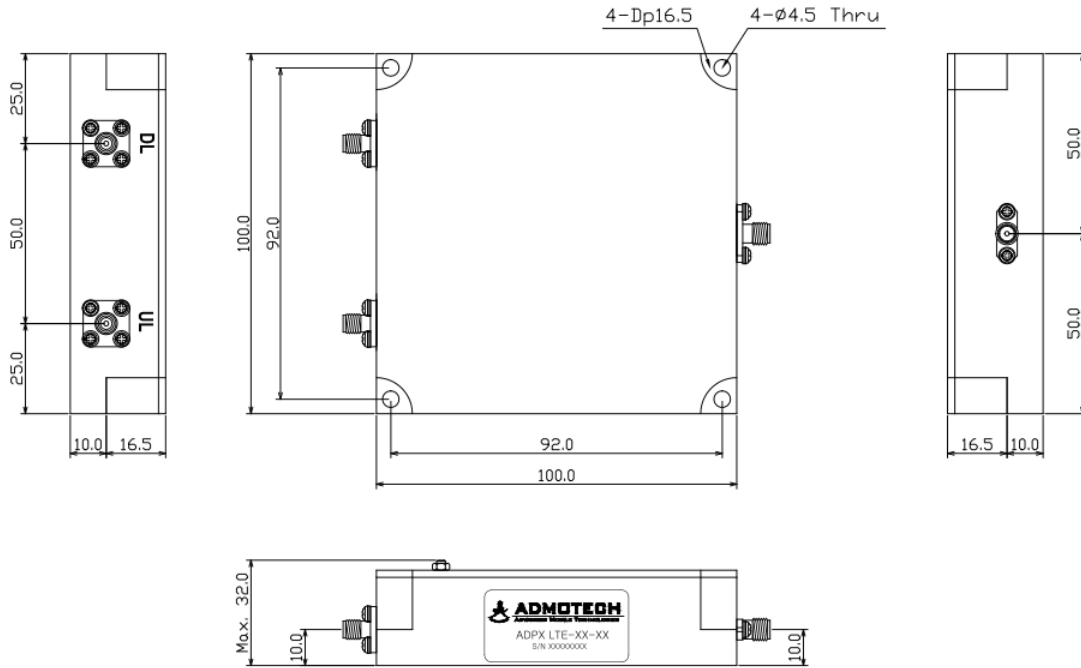
Operating temperature range -20 to +70 °C

Mechanical

Dimensions¹⁾ 100 x 100 x 32 mm

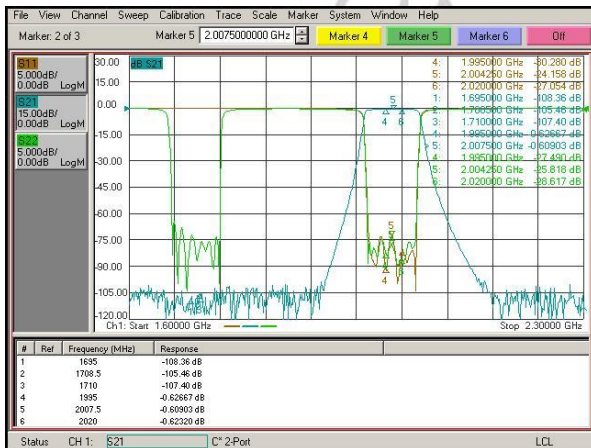
1) Excluding connectors, and mounting bracket extension

Outline Drawing

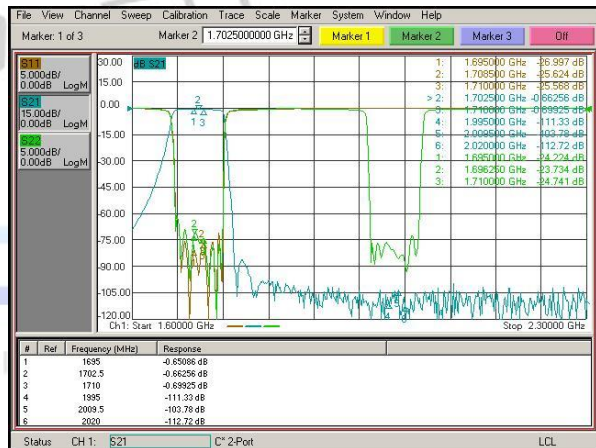


Units : mm, Tolerance : +/- 0.2 mm

Typical Response



Duplexer DL path Transmission



Duplexer UL path Transmission